

At A Glance






Updated on 24th Sep 2011



Countries & Indicators are in alphabetical order






Indicators are mostly % change from previous period. (A: *year-on-year change*).

Employment indicator denotes either Unemployment rate or No. of Unemployed

To get **weekly** updates of **all** indicators below in your inbox**e-mail** us at:ecofin.surge@gmail.com

Australia		
Indicator	Level (%)	Period
Balance of International Payments (A\$Bln.)	 -7.42	Q2 2011
Consumer Price Index (A)	 0.9	Q2 2011
Employment		M
GDP	 1.2	Q2 2011
International Merchandise Trade Balance (A\$ Bln.)	 1.83	July-11
Monetary Policy	 4.75	September-11
Retail Sales		M

Belgium		
Indicator	Level (%)	Period
Business Survey	 -9.4	September-11
Consumer Price Index (A)		M
GDP (A)	 -2.6	Q2 2011
Retail Sales (A)		M

Brazil		
Indicator	Level (%)	Period
Consumer Price Index (A)	 7.23	August-11
Employment		M
Foreign Exchange Reserves (\$Bln.)		M
GDP (A)	 3.1	Q2 2011
Industrial Production (A)	 1.4	July-11
International Merchandise Trade Balance (\$ Bln.)	 3.87	August-11
Monetary Policy	 12.00	August-11
Retail Sales Index (A)		M

@

a

G

l

a

n

c

e

@

a

G







l





a








n





c





e

Canada		
Indicator	Level (%)	Period
Balance of International Payments (C\$Bln.)	 -15.3	Q2 2011
Consumer Price Index (A)	 3.1	August-11
Employment, Earnings and Hours (A)		Q
GDP (A)	 -0.4	Q2 2011
Industrial Prdct and Raw Matls Price Indices		M
International Merchandise Trade Balance (C\$ Bln.)	 -0.8	July-11
International Transactions in Securities(C\$ Mln.)		M
Labor Force Survey		M
Monetary Policy	 1.00	September-11
Monthly Survey of Manufacturing (Sales,A)		M
New Motor Vehicle Sales		M
Ivey Purchasing Managers' Index	 56.4	August-11
Retail Trade (A)		M
Wholesale Trade (A)		M

China		
Indicator	Level (%)	Period
Consumer Price Index (A)	 6.2	August-11
Employment (yoy % increase in no. of employed in urban units)		Q
Fixed Asset Investment (A)		M
Foreign Exchange Reserves (\$Bln.)		Q
GDP (A)	 9.5	Q2 2011
Industrial Production (A)	 13.5	August-11
International Merchandise Trade Balance (US\$ Bln.)	 17.8	August-11
Monetary Aggregates (A)		M
PMI: HSBC China Manufacturing		M
Producer Price Index (A)		M
Retail Sales (A)		M

Euro Zone		
Indicator	Level (%)	Period
Balance of Payments (Bln. €)	 98.3	M
Business and Consumer Survey	 2.5	August-11
Consumer Price Index (A)	 2.5	August-11
ECB Monetary Aggregates (M3, A))		M
Employment		M
Foreign Trade Balance (Bln. €)	 4.3	July-11
GDP (A)	 1.6	Q2 2011
GDP	0.2	Q2 2011
Industrial Producer Prices (A)		M
Industrial Production	 1.0	July-11
Monetary Policy	 1.50	September-11
PMI: Markit Eurozone Manufacturing		M
PMI: Markit Eurozone Services		M
Retail Trade		M

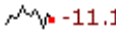


France		
Indicator	Level (%)	Period
Business Survey	 99.0	August-11
Consumer Confidence		M
Consumer Price Index (A)	 2.4	August-11
Employment	 9.1	Q2 2011
GDP	 0.0	Q2 2011
Household Consumption Survey		M
Industrial Production		M
Producer Price Index (A)		M



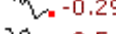


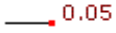
Germany		
Indicator	Level (%)	Period
Consumer Price Index (A)	 2.4	August-11
Employment		M
Foreign Trade Balance (Bln. €)		M
GDP	 0.1	Q2 2011
Ifo Business Climate Index	 108.7	August-11
Industrial Production	 4.0	July-11
Manufacturing Turnover and Orders Received		M
Producer Price Index (A)		M
Retail Sales		M
ZEW Indicator of Economic Sentiment		M



@

a

G
l
a
n
c
e

India		
Indicator	Level (%)	Period
CII-Business Confidence Index	57.2	Q3 2011
Consumer Price Index	1.2	August-11
Consumer Price Index (Industrial Workers) (A)	8.4	June-11
Foreign Exchange Reserves (\$Bln.)		M
Foreign Trade Balance (\$Bln.)	 -11.1	July-11
GDP (A)	 7.7	Q2 2011
Industrial Production (A)	 3.3	July-11
Monetary Policy	8.25	September-11
PMI: HSBC Markit India Manufacturing		M
PMI: HSBC Markit India Services		M

Japan		
Indicator	Level (%)	Period
Consumer Confidence Survey	 37.4	August-11
Consumer Price Index (A)	 0.1	July-11
Employment		M
Foreign Trade Balance (Tln. Yen)	 -0.29	August-11
GDP (A)	 -0.5	Q2 2011
Household Expenditures Survey (Worker Households) (A)		M
Housing Starts (A)		M
Industrial Production	 0.6	July-11
Machinery Orders		M
PMI: Nomura/JMMA Japan Manufacturing		M
Monetary Policy	 0.05	September-11
Retail Sales (A)		M
Tankan Survey (Mfg)		Q

Malaysia		
Indicator	Level (%)	Period
Consumer Price Index (A)		M
Employment		Q
Foreign Exchange Reserves (\$Bln.)		M
Foreign Trade Balance (Bln. Ringgit)	 9.45	July-11
GDP (A)	 4.0	Q2 2011
Industrial Production		M

@

a

G







l




a



n

c

e

Mexico		
Indicator	Level (%)	Period
Consumer Price Index (A)	 3.4	August-11
Economic Activity Index	 3.6	June-11
Employment		M
Foreign Exchange Reserves (\$Bln.)		M
Foreign Trade Balance (\$ Mln.)	 -1178.8	July-11
GDP (A)	 3.3	Q2 2011
Industrial Production (A)	 3.2	July-11
Monetary Policy	 4.50	August-11
Retail & Wholesale Sales (A)		M

New Zealand		
Indicator	Level (%)	Period
Consumer Price Index (A)	 1.0	Q2 2011
Employment		Q
Foreign Trade Balance (Mln.NZ\$)	 129	July-11
GDP		Q
Monetary Policy	 2.5	September-11
Retail Trade		M

Russian Federation		
Indicator	Level (%)	Period
Consumer Price Index	 -0.2	August-11
Consumer Price Index (A)	8.2	July-11
Employment		M
Foreign Exchange Reserves (\$bln.)		M
Foreign Trade Balance (\$ Bln.)		M
GDP (A)	 4.1	Q1 2011
Industrial Production (A)		M
Monetary Policy	8.25	September-11

@

a

G



l

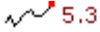

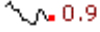

a


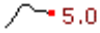
n




c








e









Singapore		
Indicator	Level (%)	Period
Consumer Price Index		M
Employment		Q
Foreign Exchange Reserves (\$Bln.)		M
Foreign Trade (Non-Oil Exports, A % change)	 5.1	August-11
GDP (A)	 0.9	Q2 2011
Industrial Production (A)		M
Retail Sales (A)		M

South Korea		
Indicator	Level (%)	Period
Consumer Price Index (A)	 5.3	August-11
Consumer Sentiment Index	 99.0	August-11
Employment		M
Foreign Exchange Reserves (\$Bln.)		M
Foreign Trade Balance (\$ Bln.)		M
GDP	 0.9	Q2 2011
Industrial Production (A)		M
Monetary Policy	 3.25	September-11
Retail Sales (A)		M



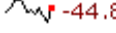

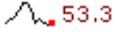

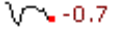
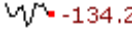

Taiwan		
Indicator	Level (%)	Period
Consumer Price Index (A)		M
Foreign Exchange Reserves (\$Bln.)		M
Foreign Trade Balance (\$ Mln.)	 2627.1	August-11
GDP (A)	 5.0	Q2 2011
Industrial Production (A)		M

Thailand		
Indicator	Level (%)	Period
Consumer Price Index (A)		M
Foreign Exchange Reserves (\$Bln.)		M
Foreign Trade Balance (\$ Mln.)	 2705.1	July-11
GDP (A)	 2.6	Q2 2011
Industrial Production (A)		M
Monetary Policy	 3.25	August-11
Private Consumption		M

UK		
Indicator	Level (%)	Period
BoE Lending to Individuals (£ mln.)		M
Consumer Confidence	 -31	August-11
Consumer Price Index (A)	 4.5	August-11
Employment		M
Foreign Trade Balance (£ Bln.)	 -8.9	July-11
GDP	0.2	Q2 2011
GDP (A)	 0.8	Q2 2011
Halifax Housing Price Index (A)	 -2.6	August-11
Industrial Production	 -0.2	July-11
Monetary Policy	 0.5	September-11
Moody's Economy.com Debt Service Ratio		Q
Nationwide Housing Price Index (A)		M
PMI: UK CIPS/NTC Research Manufacturing		M
PMI: UK CIPS/NTC Research Services		M
Producer Price Index (A)		M
Retail Sales (A)		M

US		
Indicator	Level (%)	Period
Agricultural Prices (A)	 1.1	August-11
Bankruptcy Filings (No.)	 -9.8	Q2 2011
Business Inventories (MTIS)		M
Chicago Fed National Activity Index	 -0.06	July-11
Construction Spending (C30)		M
Consumer Credit (G19)(\$ Bln.)		M
Consumer Price Index	 0.4	August-11
Consumer Price Index (A)	3.8	August-11
Creditforecast.com Quarterly Household Credit		M
Current Account (\$ Bln.)	 -118.0	Q2 2011
Durable Goods (Advance)		M
ECRI Future Inflation Gauge-North America		M
Employment	9.1	August-11
Employment (Fall in No. of Employed)	 0	August-11
Employment Cost Index		Q
Existing-Home Sales (Mil.)		M
Factory Orders (M3)		M
FOMC Key Monetary Policy Rate	 0.0-0.25	June-11
GDP (A)	1.5	Q2 2011
GDP	 0.99	Q2 2011

@
a
G
l
a
n
c
e

US.....		
Indicator	Level (%)	Period
Home Price Indices: S&P/Case-Shiller (Q)		M
House Price Index: FHFA Purchase-Only (A)		M
Housing Market Index- NAHB	 14	September-11
Import and Export Prices		M
Industrial Production	 0.2	August-11
International Trade Balance (FT900) (\$Bln.)	 -44.8	July-11
Internet Sales (E-Commerce) (\$Bln.)		Q
ISM Manufacturing Index	 50.6	August-11
ISM Nonmanufacturing Index	 53.3	August-11
Manufacturers Alliance/MAPI Survey		Q
MBA Delinquency Rates		Q
MBA Mortgage Applications Survey		W
Monster Employment Index		M
New-Home Sales (C25)(Units)		M
New-Home Sales Price (C25)(A)		M
NFIB Small Business Economic Trends	 88.1	August-11
Oil and Gas Inventories (Mln. Barrels)		W
Personal Income		M
PPI		M
Productivity and Costs	 -0.7	Q2 2011
Retail Sales (MARTS)		M
Treasury Budget (\$Bln.)	 -134.2	August-11
Treasury International Capital Flows (\$Bln.)	 9.5	July-11
Vehicle Sales - AutoData		M
Wholesale Trade (MWTR)		M
World		
Indicator	Level (%)	Period
JP Morgan Global Mnfg PMI	50.1	August-11
JP MorganGlobal Services BAI	52.0	August-11
Moody's Economy.com Survey of Business Confidence	17.8	19-Sep-11